

# Reading Conversations: Building a Community of Readers

Mary Kinser, Collection Development Librarian

Jeanne Fondrie, Learning Coordinator

Thom Barthelmess, Youth Services Manager

Whatcom County Library System

# Why?



READING

R

**Build and support a reading culture that encourages literacy and a lifelong love of reading.**

**GOAL:** Increase annual circulation by 10% by 2020.

**OBJECTIVE:** Increase Whatcom County residents' recognition that WCLS fosters their love of books, reading, and sharing stories in all forms.

**STRATEGIES:**

1. Develop consistent, cohesive message about WCLS being the BEST place for books; all programs and events have a book/story component.
2. Enhance staff competencies related to reading & reader conversations so the public gets excellent service and thinks of WCLS as a resource for books and information about books.
3. Position reading at the center of WCLS's service to youth.
4. Embrace book clubs. Support private clubs and establish library-sponsored discussion groups
5. Assist community partners in increasing adult literacy.

# How?

I'm glad I can talk to you about fictional characters as if they were real, and have you still think I'm sane.



# Where?

## Recently Reviewed Books



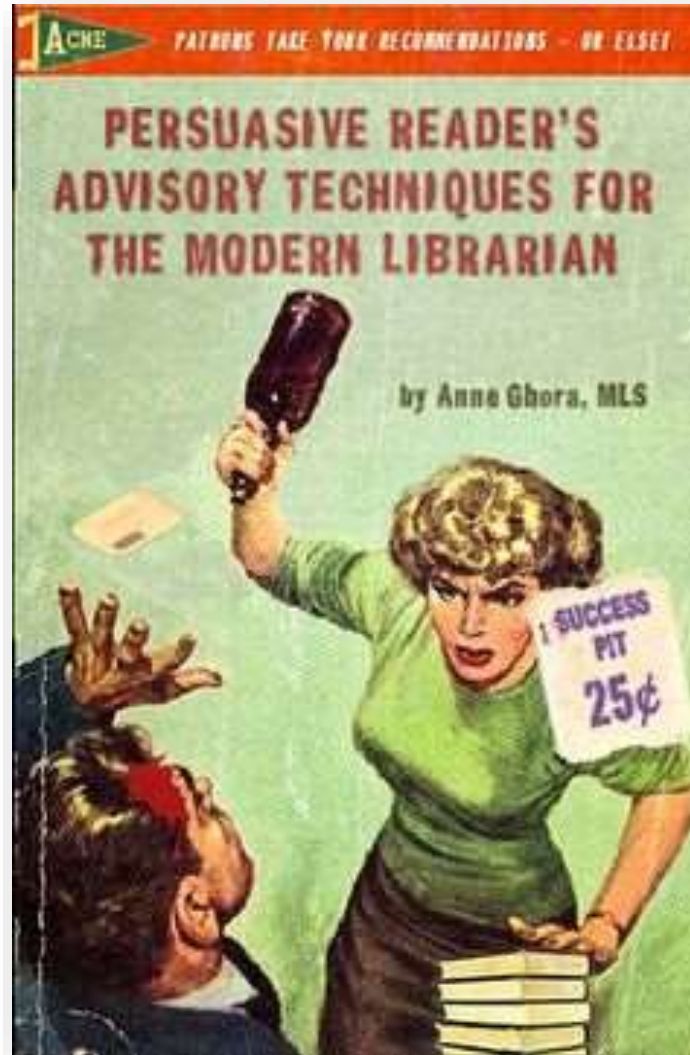
Today's Events:  
Storytime 10 am  
Minecraft 3:30-4:30

*"Montmaray Journals"*  
by Michelle Cooper



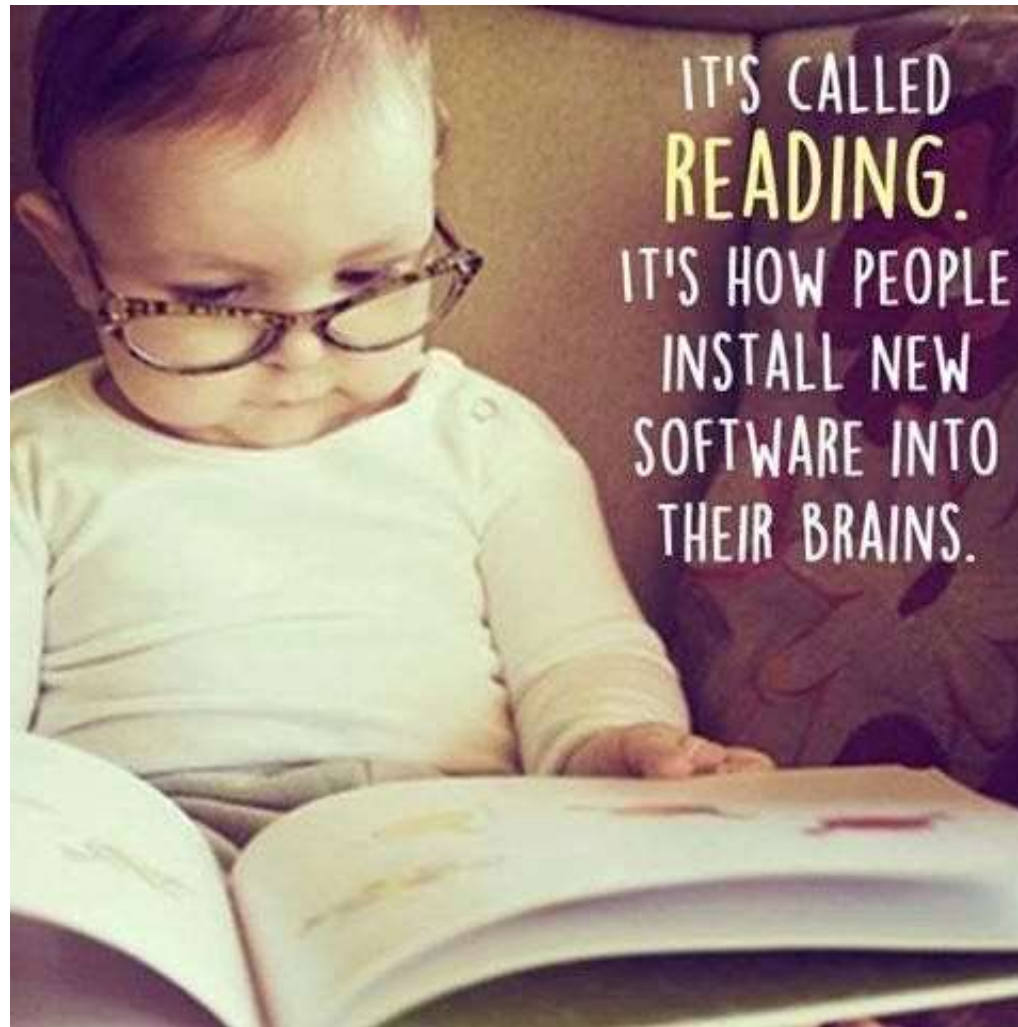


# Expectations



[Pinterest.com/baslade/l-is-for-librarian](https://www.pinterest.com/baslade/l-is-for-librarian)

# Youth

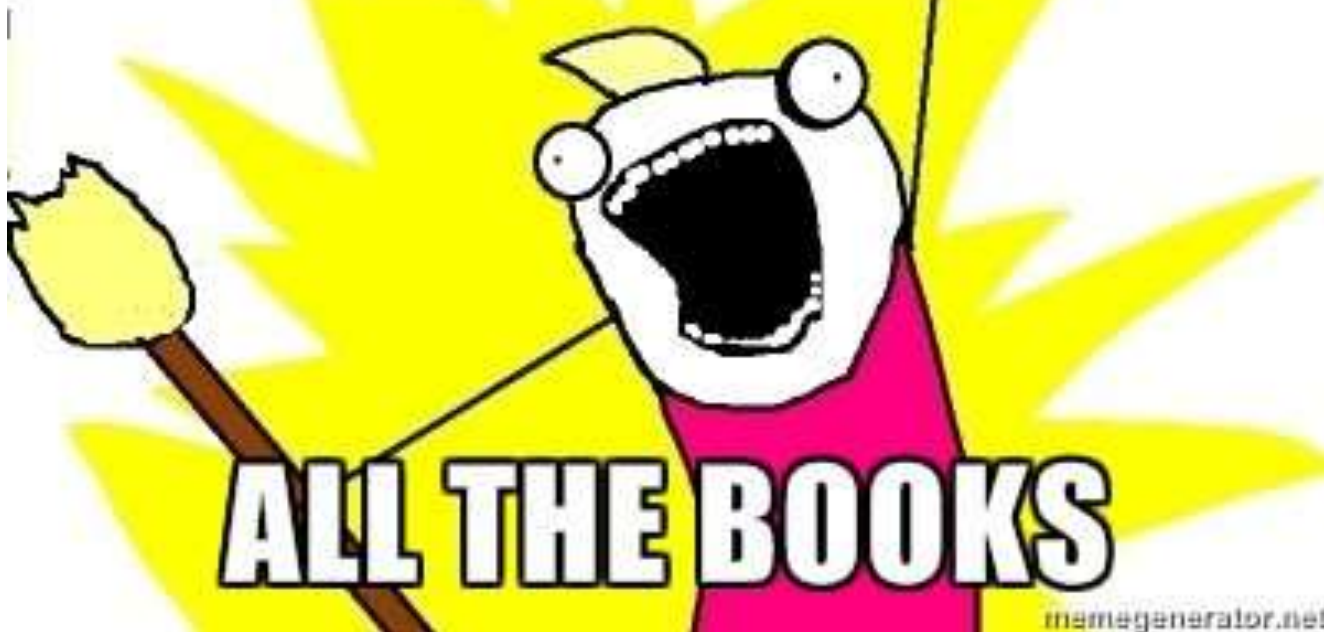


# Barriers



Going forward

**READ**





# Thank you!



[mary.kinser@wcls.org](mailto:mary.kinser@wcls.org), 360.305.3617

[jeanne.fondrie@wcls.org](mailto:jeanne.fondrie@wcls.org), 360.305.3619

[thom.Barthelmess@wcls.org](mailto:thom.Barthelmess@wcls.org), 360.305.3605

community/sparknotes.com

# Reading Conversations Toolbox: How to “Read” a Book in Five Minutes

*WLA 2017 Conference session – Mary Kinser, Thom Barthelmess, and Jeanne Fondrie*

We want to be a resource that provides readers with possibilities. We suggest, rather than recommend, possibilities for reading/listening/watching.

You can't read every book in the library's collection so it does help if you can become acquainted with as many genres as possible. Getting to know the collection is an important step in helping customers find what they need. Here are a few tips for evaluating titles and authors so you can suggest them to readers.

Select several titles you don't know and examine each one for five minutes.

## Fiction Checklist

- Cover: Can you tell a book by its cover? Glitzy and glamorous or somber and serious?
- Blurb: Does it lure you in without revealing the entire plot? Do you have a sense of the plot?
- Heft: Can you read it in bed? How cumbersome is it?
- Type: Is it easy on the eyes? Large or small type? Crammed?
- Chapters: Read the first one; glance through the middle; read the ending. Does the story flow?
- Evaluate for: style, pace, clarity, tone or language (vulgar, pretentious, simple?), format, genre
- Evaluate for format: Who tells this story and how is it told? Narrative? Flashback? Alternating narrators? First person, second person, or omniscient? Is it serious, or for fun and forgetfulness?
- Connect it with other books, think of similar titles; which ones and why?
- Who would like this book? Who is the audience?

## Non-Fiction Checklist

- Cover: Does it reflect the contents and approach? Is it attractive? Color and type appropriate?
- Blurb: What does it tell you about the book? Is it helpful?
- Size: Can you hold it? Could you carry it?
- Type: Big or small? Crammed?
- Currency: Is the information up to date; is this the latest edition?
- Table of Contents: Is there one, and how detailed is it? Are chapter headings meaningful?
- Index and bibliographies: Where did the author get their information? Scholarly? How useful?
- Connect it with other books, think of similar titles; which ones and why?
- Who would like this book? Who is the audience?

(Based on an original document authored by Jane K. Hirsch, Montgomery County, MD Department of Public Libraries, 1986, and disseminated for Reader's Advisory: The Complete Spectrum, South Jersey Regional Library Cooperative, 9/30/02)

# Reading Conversations Toolbox: How to “Read” a Book in Five Minutes

## Audio Checklist

- Cover: Does it suggest contents? Is the narrator prominent? Unabridged or abridged?
- Blurb: Back of case? Description of the book? Profile of the reader?
- Length.
- Listen to first CD or first few tracks of an MP3-CD or Playaway / downloadable. Skip to another CD/track and listen for story flow. Does the narrator still have energy?
- Extras: Sound effects? Music? Samples of other books? Track changes indicated?
- Evaluate appeal and audibility: Good listen or better read?

(Based on handout from PLA 2014 Conference Session 3/13/14 2-3:15 pm, All About Audiobooks: Improving Readers' Advisory for Listeners, Authors: Jane Hirsch; Lisa Sampley; Mary K. Chelton; Joyce Saricks)

Try to read one title from each different format:

- Print Book
- eBook
- eAudiobook
- Playaway
- Audio CD
- eMagazine

# READER BINGO CHALLENGE 2017



|  |  |                                  |   |   |
|--|--|----------------------------------|---|---|
| Makes you hungry                         | Has a subtitle: a phrase that provides additional detail | Has a person's name in the title | Makes you cry                                     | In the news                             |
| First book in a series you've never read | Recommended by an author you love                        | Has magic in it                  | Based on a true story                             | Debut (first book by an author)         |
| A bestseller                             | Written by a person of color                             | Write a review in BiblioCommons  | Features non-human characters                     | A WhatcomREADS! title (current or past) |
| Retelling of a classic story             | Published in 2017  | Won a children's or teen award   | A book you tried to read before but didn't finish | Makes you laugh                         |
| Chosen for you by a coworker or friend   | Novel in verse   | Has a blue cover                 | A book translated into English                    | Has pictures in it                      |



# READER BINGO CHALLENGE

Join other WCLS staff in a reading challenge! This year-long challenge will foster your love of reading, boost your knowledge of books and authors, and help you explore new areas of our collection. Not only does this support our new strategic plan – you can also connect with other WCLS readers!

## How does this work?

Each square provides a reading prompt. When you read a title that qualifies, fill in the accompanying square with the title and move on to the next. Five squares in a row (horizontal, vertical, or diagonal) is a BINGO. All squares filled is a blackout. Books you read in 2017 only.

|                                    |  |
|------------------------------------|--|
|                                    |  |
| NAME                               |  |
| WCLS LOCATION                      |  |
|                                    |  |
| DATE DUE                           |  |
| NOTES:                             |  |
|                                    |  |
|                                    |  |
|                                    |  |
|                                    |  |
|                                    |  |
|                                    |  |
|                                    |  |
|                                    |  |
|                                    |  |
|                                    |  |
| WHATCOM COUNTY LIBRARY SYSTEM 2017 |  |

## FAQ

---

### Can I use one book for multiple squares?

Of course! Read a WhatcomREADS! title that made you cry? Mark off both squares. Write a review in BiblioCommons and mark off the center square too!

### What if I want to read only children's or teen titles?

Totally fine – as long as the title satisfies the criteria of the square, you can read from any area of the collection (exception: squares that specify youth materials).

### Do these all have to be print books?

Not at all! For an additional challenge, try multiple formats or platforms, including eBooks, audio, eMagazines. Read on your device, listen in your car, try a Playaway. Reading in all formats counts.

### I'm excited to read but I need some suggestions.

#### What do I do?

Talk to other WCLS readers to compare notes and share great reads. Browse the staff picks shelves in your library or online. Check NovelList for read-alikes. Keep an eye on the BiblioCommons carousels (don't forget to save titles to your For Later shelf).

### Will there be prizes this year ?

Nope. The challenge is back by popular demand, but this year it's just for fun! No need to turn in your card, but feel free to share with coworkers or have your own friendly competition.

## Reading Conversations - Openers and Key Phrases

WLA 2017 Conference session - presented by Mary Kinser, Thom Barthelmess, and Jeanne Fondrie, WCLS.org

### *When starting an encounter:*

- “Yes, and...” – especially useful for those asking for a specific book – give them more than they asked for!
- As a follow-up for a very targeted query: “What a great question! I don’t know – let’s look for something together.”
- “Tell me about a book you enjoyed – what did you like about it?”
- “What brings you in today to look for a book?”
- “What does ‘good book’ mean to you?” or “How does a ‘good book’ make you feel?”
- “How do you describe yourself as a reader?”
- “Where and when do you like to read?”
- “What movies or TV shows do you enjoy?”
- “What are you in the mood for?”
- “Where do you usually hear about books?”
- “What kind of book are you most comfortable with? Do you want something like that, or something different?”
- “What \*don’t\* you like in a book?”
- “What makes a book unforgettable?”
- “Tell me about your favorite character/author.”
- “What formats do you like to read in?”
- “It sounds like you’re looking for...” to restate what you’re hearing (check your assumptions!)
- Encourage readers to try lots of things: “We’ll never know how many of these you read. Try them all!”

### *When finishing the encounter:*

- “Come back and tell me what you think of these.”
- “Let me know how these work out for you.”

### *When helping with the library’s catalog or a portable device:*

- “Let’s find you something to read while we’re at it.”